

AutoCAD 2006: One Step at a Time

Review Questions – Lesson 9

9.8

Review Questions

List the three commands that can make identical copies of AutoCAD objects.

- 1.
- 2.
- 3.
4. Which command would you use to create parallel or concentric circles?
5. Using the distance option of the Offset command enables you to specify the (linear, perpendicular) distance between the original object and its copy.
6. The _____ command will make a reversed copy of the original objects selected.
7. (T or F) Offset or arrayed copies lie on the layer that was current when the copies were made.
8. (T or F) Offset can only copy a single object at a time.
9. The _____ option of the Array command will place objects in a circle or arc.

By default, AutoCAD will mirror all objects except (10) unless the (11) sysvar is set to one.

10.

11.

Use either the (12) or the (13) command to make an object longer.

12.

13.

14. Objects to be stretched must be selected using a _____.

Use the (15) option of the (16) command to make a line half as long as it is.

15.

16.







17. & 18. To make an existing line exactly 5” long, use the _____ option of the _____ command.

19. To lengthen more than one object at a time, use the _____ command.

20. Use the _____ command to adjust the angle of an object.

21. Use the _____ command to adjust the size of an object.

Identify these buttons and the hotkeys that are associated with their commands.

Button						
Command	22.	24.	26.	28.	30.	32.
Hotkey	23.	25.	27.	29.	31.	33.

34. The Through option of the Offset command relates to
 - a. completing the Offset command
 - b. completing work in the current drawing session only
 - c. a point through which a copy of the offset object will pass
35. (T or F) When using the Through option of the Offset command, a location may be given via a Cartesian coordinate entry.
36. (T or F) By default, Offset objects appear on the current layer.
37. (T or F) When the user has specified a distance in response to the initial Offset prompt, he still must pick a direction for the offset.
38. (T or F) Offset is a repetitive command. That is, it continues until the user hits enter to complete it.
39. (T or F) The Array command will not only give the user many copies, but will place the copies in ranks or circles.
40. (T or F) The Angle to fill of the defining arc or circle of a Polar Array is always counter-clockwise.
41. (T or F) Use the PolArray command for Polar Arrays and the RecArray command for rectangular arrays.
42. (T or F) In the Array command dialog box, “Rotate objects as copied” means that the top part of any object will remain on top for each of the copies.
43. (T or F) The Polar option of the Array command requires that the user identify the distance between rows and columns.

Answers

- | | |
|---|-------------|
| 1. Copy | 22. Mirror |
| 2. Offset | 23. Mi |
| 3. Array | 24. Offset |
| 4. Offset | 25. O |
| 5. Perpendicular | 26. Array |
| 6. Mirror | 27. Ar |
| 7. F | 28. Scale |
| 8. T | 29. Sc |
| 9. Polar | 30. Stretch |
| 10. Text | 31. S |
| 11. Mirrtext | 32. Rotate |
| 12. Stretch | 33. Ro |
| 13. Lengthen | 34. c |
| 14. Crossing window or crossing-
polygon | 35. T |
| 15. Percent | 36. F |
| 16. Lengthen | 37. T |
| 17. Total | 38. T |
| 18. Lengthen | 39. T |
| 19. Stretch | 40. F |
| 20. Rotate | 41. F |
| 21. Scale | 42. F |
| | 43. F |